




PENETRATING
DAMP
TREATMENT

STORMDRY

2023



NO.	DESCRIPTION	QTY	UNIT	REMARKS
1	STORMDRY PENETRATING DAMP TREATMENT	1	LITRE	FOR WALL TREATMENT
2	STORMDRY MASONRY PROTECTION CREAM	1	LITRE	FOR WALL TREATMENT
3	STORMDRY WATERPROOFING MEMBRANE	1	SQ. METRE	FOR WALL TREATMENT
4	STORMDRY DRAINAGE CHANNEL	1	METRE	FOR WALL TREATMENT
5	STORMDRY DRAINAGE COVER	1	PIECE	FOR WALL TREATMENT

The Best Product

Masonry Protection Cream
High Performance
Make Your Buildings Dry

Stormdry

Product Description

Stormdry® Masonry Protection Cream is a deeply penetrating water-repellent silicone cream for the protection of masonry. The thick, white cream is ready to use and applied by brush, roller or airless spray. It penetrates into brickwork, masonry, mortar and concrete, where it will cure to

a colourless, natural finish, lasting for over 25 years. Stormdry® Cream can help improve the energy efficiency of dwellings by reducing heat loss.

Accreditations



Benefits

- Deeply penetrating
- Single coat application
- Breathable
- Durable – Agreement Certified to last 25 years
- Verified by the Energy Saving Trust

Appearance	Thick, white cream
Density	0.86 g/cm ³
Size(s) & Packaging	1L metal tin & 5L plastic buckets
Coverage	5 m ² per L ^[1] (single coat application)
Penetration	12 mm on Fletton brick
Service Life	25 year BBA accreditation
Storage	Store in a cool, well ventilated area. Keep container tightly closed. Protect from frost
Shelf Life	18 months

[1] The coverage rate will vary depending upon the roughness and absorbency of the surface, use as a guide only.




Application Information

Preparation

Stormdry® Cream should be applied to dry, porous surfaces.

It should not be applied over sealed or painted surfaces and is intended for above ground use only. Apply when rain is not forecast for the next 24 hours. Minimum application temperature is 5 °C, Stormdry should not be applied if

temperatures are forecast to drop below this temperature.



For the treatment to be successful it is necessary to check all joint and roof connections. Hairline cracks up to 0.3 mm can be 'bridged' by Stormdry® Cream. It may be necessary to fill wider cracks in brick/stonework and repoint using a suitable cement or lime based mortar incorporating Stormdry® Repointing Additive No.1. After any repointing work, it is advisable to wait an appropriate amount of time to allow the mortar to cure before applying Stormdry® Cream. For cement mortars this is typically 7 - 14 days, whereas for natural lime mortars this may be several weeks to months.

Stormdry® XR-Mortar can be used to seal cracks in masonry and patch repair small areas of damaged pointing, wait at least 4 hours before the application of Stormdry® Cream.

Stormdry



Application Information

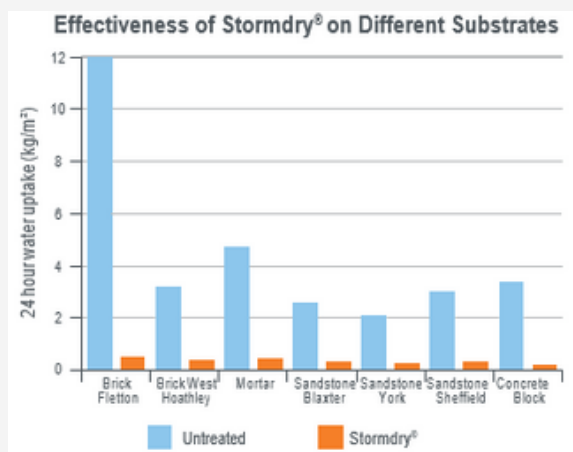
Preparation

Stormdry® Cream should be applied to dry, porous surfaces.

It should not be applied over sealed or painted surfaces and is intended for above ground use only. Apply when rain is not forecast for the next 24 hours. Minimum application temperature is 5 °C, Stormdry should not be applied if temperatures are forecast to drop below this temperature.

For the treatment to be successful it is necessary to check all joint and roof connections. Hairline cracks up to 0.3 mm can be 'bridged' by Stormdry® Cream. It may be necessary to fill wider cracks in brick/stonework and repoint using a suitable cement or lime based mortar incorporating Stormdry® Repointing Additive No.1. After any repointing work, it is advisable to wait an appropriate amount of time to allow the mortar to cure before applying Stormdry® Cream. For cement mortars this is typically 7 - 14 days, whereas for natural lime mortars this may be several weeks to months.

Stormdry® XR-Mortar can be used to seal cracks in masonry and patch repair small areas of damaged pointing, wait at least 4 hours before the application of Stormdry® Cream.



Application

Apply by brush, roller or spray. Larger areas can be covered more quickly using roller application. Details such as around windows are best covered by brush. Care should be taken to ensure that Stormdry® Cream does not splash onto glass, paintwork, patios, plants, etc. Any splashes should be cleaned away with warm soapy water to avoid staining. After application, tools should be cleaned immediately with warm, soapy water.

Stormdry® Cream appears white immediately after treatment, making it easy to tell which areas have been treated. After 15 - 20 minutes from application the cream starts to penetrate into the masonry and the whiteness will fade over time. After 24 - 48 hours the wall will have returned to its original appearance, there may be some slight darkening which will fade over time.

The masonry will generally be resistant to light rain after 2 - 4 hours. As Stormdry® Cream is formulated to penetrate deeply into masonry it can take up to two months for a noticeable "beading effect" to appear when rainfall strikes the wall.

Post Application

A Stormdry® Gauge can be used to demonstrate the effectiveness of the treatment. The test should be carried out at least 28 days after applying Stormdry® Cream which allows the water absorption of the wall before and after treatment to be compared.

Stormdry® Cream can be over-painted with water-based masonry paint, provided this is done within 3 - 10 days of application. After this time, a solvent based paint can be



Other Information

Stormdry® Cream can be used to protect cavity wall insulation from the effects of penetrating damp. It is recommended to apply Stormdry® Cream before installing cavity wall insulation. In cases of CWI failure damp insulation should be removed. The breathable nature of Stormdry® Cream will allow any residual dampness from the wall to dry out.

Safeguard Europe Ltd does not warrant specific performance results or compatibility with products not included in the Stormdry® System specification.

For health and safety information see the Safety Datasheet (available upon request).

Stormdry® Cream is produced in accordance with ISO 9001 and ISO 14001 quality and environmental management systems.

Stormdry® Cream is non-hazardous to the environment.

Keep out of reach of children and animals. Unprotected persons and animals should be kept away from treated surfaces until dry.

Health and Safety

Avoid spillage onto patios, paths etc; flush away any spillage immediately using concentrated detergent solution.

Do not contaminate glass or aluminium; wipe off any material immediately.

For full safety information consult material data sheet – available on request.



Other information

Information given is in good faith based on experience and usage, however all recommendations are made without warranty or guarantee, since the conditions of use are beyond our control. All goods are sold in accordance with our Conditions of Sale, copies of which are available on request. Customers are advised that products, techniques and codes of practice are under constant review and changes occur without notice; please ensure you have the latest updated information



Address: APD Industrial Park
Cnr Elsecar & Bernie streets
Kya Sand
Johannesburg
2163



011 7083603



technical@safeguardchem.co.za



www.safeguardchem.co.za



Safeguardchemicals



[safeguardchemicals](https://www.instagram.com/safeguardchemicals)



[safeguard.chemica](https://www.tiktok.com/safeguard.chemica)



[safeguardchemicalssa2888](https://www.youtube.com/safeguardchemicalssa2888)



[safeguard.chemica](https://www.linkedin.com/safeguard.chemica)